


Score

Salti di ottava


Esercizi per la mano destra

EX.1




Exercise 1: Musical notation in bass clef, 4/4 time. The melody consists of eighth notes with slurs, starting on G2 and ascending to G3. The fretboard diagram below shows fingerings: 7-7, 7-7, 7-7, 7-7, 7-7, 4-4, 5-5, 6-6. The strings are labeled T, A, B.

EX.2




Exercise 2: Musical notation in bass clef, 4/4 time. The melody consists of eighth notes with slurs, starting on G2 and ascending to G3. The fretboard diagram below shows fingerings: 7-7-7, 7-7-7, 7-7-7, 7-7-7, 7-7-7, 4-4-4, 5-5-5, 6-6-6.

EX.3




Exercise 3: Musical notation in bass clef, 4/4 time. The melody consists of eighth notes with slurs, starting on G2 and ascending to G3. The fretboard diagram below shows fingerings: 7-7-7, 7-7-7, 7-7-7, 7-7-7, 7-7-7, 4-4-4, 5-5-5, 6-6-6.

EX.4



Exercise 4: Musical notation in bass clef, 4/4 time. The melody consists of eighth notes with slurs, starting on G2 and ascending to G3. The fretboard diagram below shows fingerings: 7-7-7, 7-7-7, 7-7-7, 7-7-7, 7-7-7, 4-4-4, 5-5-5, 6-6-6.

EX.5



Exercise 5: Musical notation in bass clef, 4/4 time. The melody consists of quarter notes with slurs, starting on G2 and ascending to G3. The fretboard diagram below shows fingerings: 7, 7, 7, 7, 7, 4, 5, 6.

2 EX.6

Salti di ottava

19

19

7 7 7 7 7 7 7 7 4 4 5 5 6 6

5 5 5 5 5 5 2 3 4

EX.7

21

21

7 7 7 7 7 7 4 5 6

5 5 5 5 5 5 2 2 3 3 4 4

EX.8

23

23

7 7 7 7 7 7 4 4 5 5 6 6

5 5 5 5 5 5 2 2 3 3 4 4

EX.9

25

25

7 7 7 7 7 7 4 5 6

5 5 5 5 5 5 2 2 2 3 3 3 4 4 4

EX.10

27

27

7 7 7 7 7 7 7 7 4 4 4 5 5 5 6 6 6

5 5 5 5 5 5 2 3 4

EX.11

29

29

7 7 7 7 7 7 7 7 4 4 5 5 6 6

5 5 5 5 5 5 5 5 2 2 3 3 4 4